

Powered by



HC 1225W ▶ 12V 25W

HC 1225W is specially designed for high efficient discharge application. Its invisible terminals can be inserted PC board directly. HC series battery can serve more than 260 cycles at 100 % discharge in cycle service, up to 5 years in standby service.



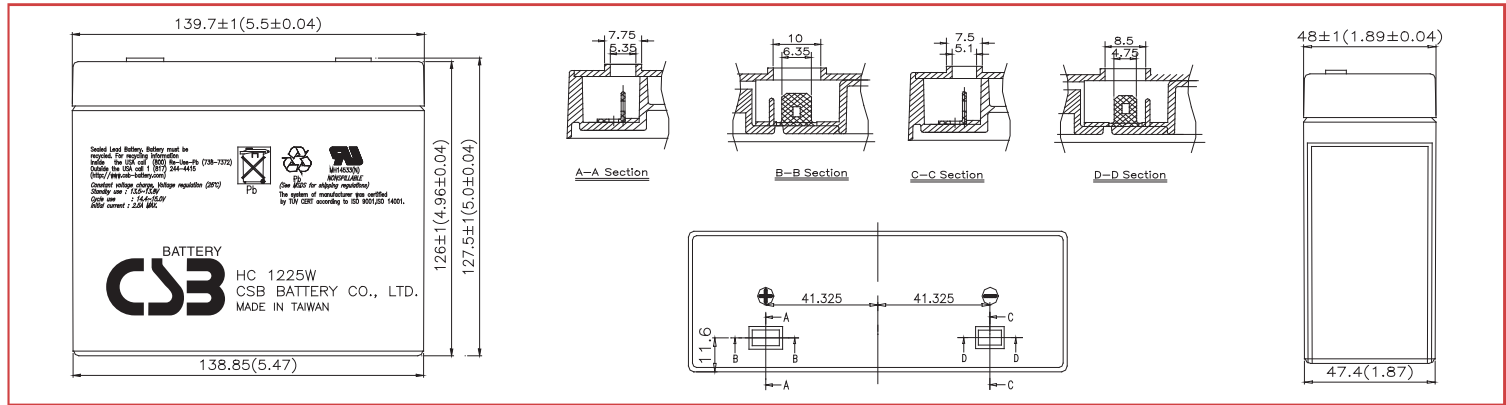
► Specification

Cells Per Unit	6
Voltage Per Unit	12
Capacity	25W @ 15min-rate to 1.67V per cell @25°C (77°F) 6Ah @ 20hr-rate to 1.75V per cell @25°C (77°F)
Weight	Approx.2.25 kg(4.96 lbs)
Maximum Discharge Current	60A(5sec)
Internal Resistance	Approx. 30mΩ
Operating Temperature Range	Discharge: -15°C~50°C (5°F~122°F) Charge: -15 °C~40°C (5°F~104°F) Storage: -15°C~40°C (5°F~104°F)
Nominal Operating Temperature Range	25°C±3°C (77°F±5°F)
Float Charging Voltage	13.5 to 13.8 VDC/unit Average at 25°C (77°F)
Recommended Maximum Charging Current Limit	2.5A
Equalization and Cycle Service	14.4 to 15.0 VDC/unit Average at 25°C (77°F)
Self Discharge	CSB Batteries can be stored for more than 6 months at 25°C (77°F). Please charge batteries before using. For higher temperatures the time interval will be shorter.
Terminal	C1-Faston Tab187/250
Container Material	ABS(UL 94-HB/File E50263)*Flammability resistance of (UL 94-V0/File E88637) can be available upon request.



CSB-manufactured batteries are UL-recognized components under UL924 and UL1989. CSB is also certified by ISO 9001 and ISO 14001.

Dimensions :	Overall Height (H)	Container height (h)	Length (L)	Width (W)
Unit: mm (inch)	127.5±1 (5.0±0.04)	126±1.5 (4.96±0.04)	139.7±1.5 (5.5±0.06)	48±1.0 (1.89±0.04)

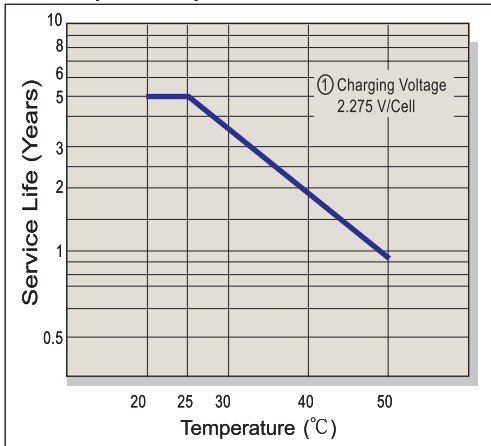


Constant Current Discharge Characteristics Unit:A (25°C, 77°F)

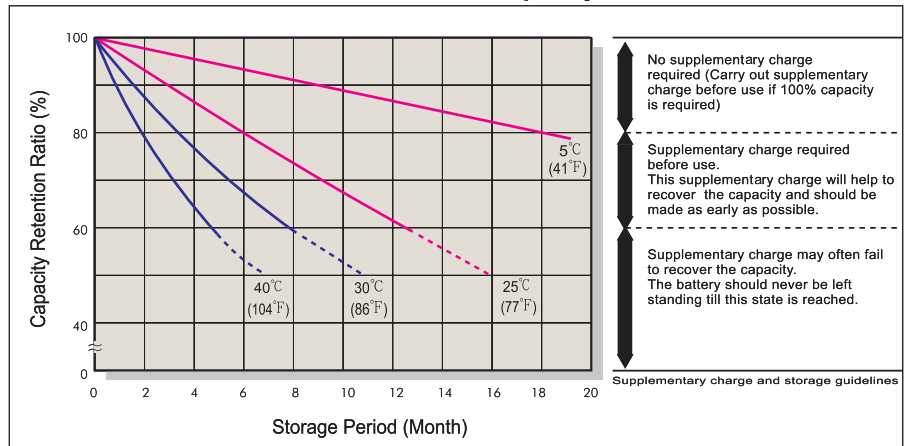
F.V/Time	2MIN	4MIN	6MIN	8MIN	10MIN	15MIN	20MIN	30MIN	60MIN	90MIN
1.60V	47.8	35.3	28.3	23.0	19.3	14.3	11.9	9.08	5.28	3.21
1.67V	45.1	33.7	26.9	22.0	18.6	13.9	11.7	8.95	5.21	3.10
1.70V	42.5	32.1	25.7	20.9	17.8	13.5	11.5	8.81	5.15	2.96
1.75V	40.0	30.6	24.5	19.9	17.0	13.1	11.2	8.67	5.09	2.84
1.80V	37.6	28.8	23.0	18.9	16.2	12.7	11.0	8.50	5.03	2.68
1.85V	35.1	26.9	21.5	17.8	15.5	12.3	10.7	8.34	4.98	2.53

F.V/Time	2MIN	4MIN	6MIN	8MIN	10MIN	15MIN	20MIN	30MIN	60MIN	90MIN
1.60V	574	423	339	276	232	172	143	109	63.4	38.5
1.67V	542	405	323	265	223	166	141	107	62.7	37.1
1.70V	510	386	308	253	214	161	138	106	62.0	35.5
1.75V	481	365	292	240	205	157	135	104	61.2	34.0
1.80V	451	345	276	227	195	151	132	102	60.4	32.1
1.85V	422	323	259	214	186	146	129	100	59.7	30.2

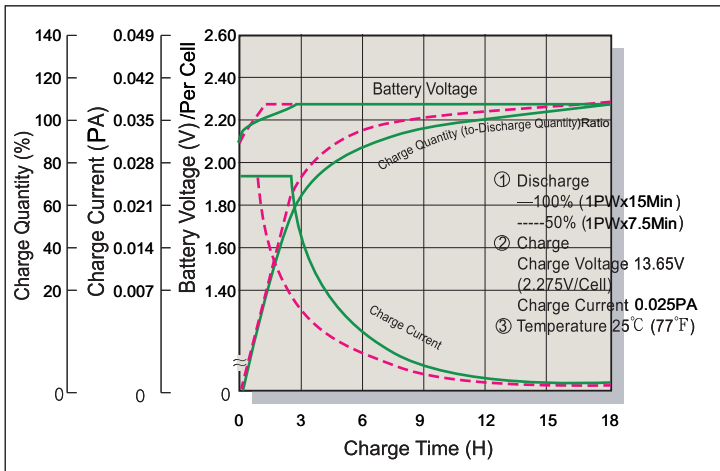
Trickle (or Float) Service Life



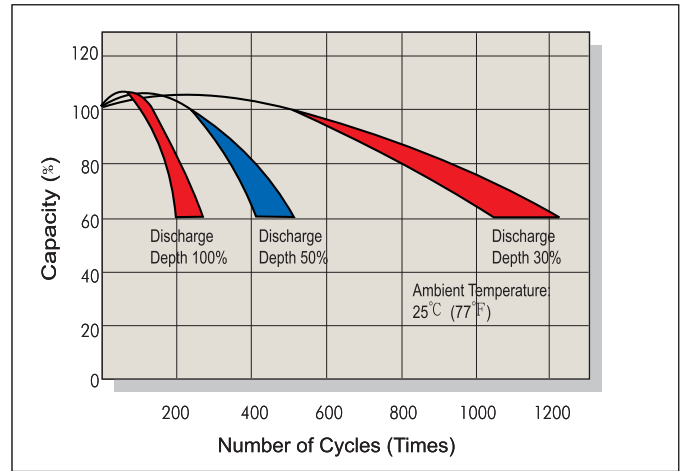
Capacity Retention Characteristic



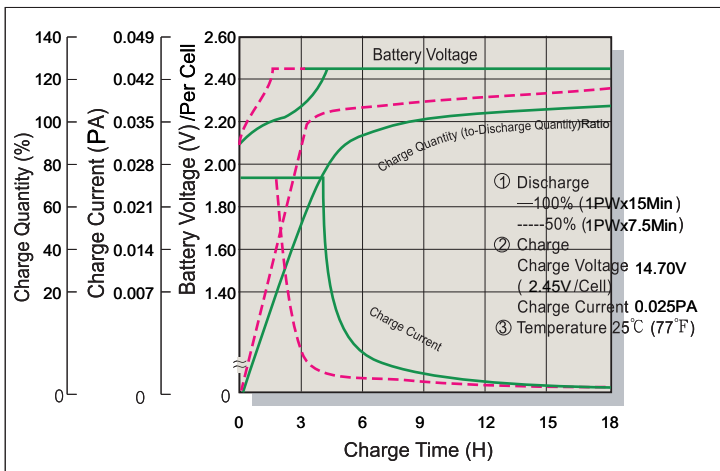
Battery Voltage and Charge Time for Standby Use



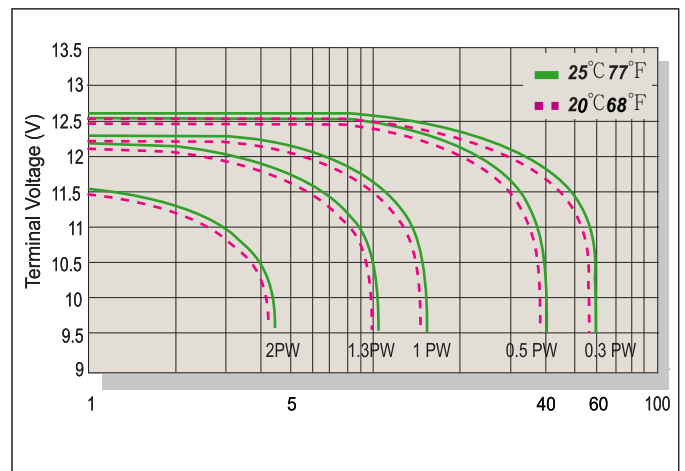
Cycle Service Life



Battery Voltage and Charge Time for Cycle Use



Terminal Voltage (V) and Discharge Time



Charging Procedures

Application	Charge Voltage(V/Cell)			Max.Charge Current
	Temperature	Set Point	Allowable Range	
Cycle Use	25°C(77°F)	2.45	2.40~2.50	0.1PA
Standby	25°C(77°F)	2.275	2.25~2.30	

Discharge Current VS. Discharge Voltage

Final Discharge Voltage V/Cell	1.75	1.70	1.60	1.30
Discharge Power(W)	0.1P>(W)	0.1P≤(W)<0.25P	0.25P≤(W)<1.0P	(W)≥1.0P

Sales Office URL: WWW.CSB-BATTERY.COM

GLOBAL HQ
CSB BATTERY CO., LTD. (TAIWAN)
 Tel : +886-2-2555-5600
 Fax : +886-2-2555-3300
 mail : service@csb-battery.com.tw

BEIJING OFFICE. (CHINA)
CSB BATTERY TECHNOLOGIES (BEIJING) CO., LTD.
 Tel : +86-10-59621300/1301/1302/1303
 Fax : +86-10-59621304
 mail : chinasl@csb-battery.com

AMERICA HQ
CSB BATTERY TECHNOLOGIES INC. (U.S.A)
 Tel : +1-817-244-7777/1-(800)3-CSB-USA(272872)
 Fax : +1-817-244-4445
 mail : csb@csb-battery.com

SHANGHAI OFFICE. (CHINA)
CSB BATTERY LOGISTIC (SHANGHAI) CO., LTD.
 Tel : +86-21-5046-1622/5046-0833
 Fax : +86-21-5064-3314
 mail : chinasl@csb-battery.com

EUROPE HQ
CSB Battery Europe BV.
 Tel : +31(0)-180-418-140
 Fax : +886-2-2555-3300
 mail : eurosales@csb-battery.eu

SHENZHEN OFFICE. (CHINA)
CSB BATTERY LOGISTIC (SHANGHAI) CO., LTD.
 Tel : +86-755-8831-6488/6396/6356
 Fax : +86-755-8831-6548
 mail : she@csb-battery.com.cn